

CONGRATULATIONS ON YOUR PURCHASE OF THIS WORK SAVING RAIL CONDITIONING CAR DESIGNED TO USE EXCELLE RAIL CONDITIONER

AGE
14+

This rail car is handcrafted from sheet styrene by a hobbyist. It is not made with UV resistant plastic.
It is fragile and not a toy !

It's built on a Hartland mini flatcar w/hook & loop and can be run on G-Gauge (#1 Gauge) track.

WHAT DOES IT DO?

The RAIL CON CAR was designed to be pulled behind any loco, train or your track sweeper / cleaner car. The fluid drips onto pads that evenly coat the rail with a film of conditioner that will penetrate into the rail, slowing down corrosion and improving conductivity increasing the life of your rails. It will also decrease cleaning time as it's pulled around the track.

WHY USE EXCELLE RAIL CONDITIONER?

EXCELLE Rail Conditioner is **NOT** just a cleaner and should not be used every time you clean your track. It was designed to penetrate into the rail to stop corrosion & improve conductivity, increasing its life and decreasing cleaning time.

HOW TO USE YOUR NEW RAIL CON CAR.






- 1-- To remove the roof, pull out the pin just under the eave in the back
- 2-- Place 15 to 25 drops of EXCELLE RAIL CONDITIONER in the fill tube, Do not over fill tube.
- 3-- Replace roof & pin.
- 4-- Hook it up to your loco and It's ready to go!



I recommend running it around your track twice in each direction to thoroughly coat the rails. You may need to add more fluid between runs depending on the length of your track

YOUR RAIL CON CAR COMES WITH AN EXTRA SET OF FELT STRIP & CLIPS SHOULD YOU HAVE TO REPLACE ONE.

- A-- Remove roof (as above)
- B-- Slide the large tube out from the filler tube.
- C-- Remove front set of wheels & coupler.
- D-- Slide the fill tube out the bottom of the flatcar.
- E-- Carefully slide the strip&clip away from the drip tubes.
- F-- Push the strip&clip off crossbar, Slide clip off strip
- G-- Wrap the new felt strip around the crossbar and slide the clip on the felt, snap strip&clip on crossbar
- H-- Slide the strip&clip back over the drip tube and reassemble.



EXCELLE LUBRICANTS HAS TWO NEW 1:24 SCALE #1-GAUGE ITEMS TO ADD TO THEIR LINE

XL G-GAUGE MODEL RAILROAD STARTER SET

SET INCLUDES:

1—HARTLAND LOCOMOTIVE WORKS MACK ENGINE W/XL LOGO

1—HARTLAND OIL TANKER and 1—HARTLAND FLAT CAR

HARTLAND SNAP TRACK (36" CIRCLE) and POWER UNIT

MSRP: \$249.99



**XL G-GAUGE
RAIL CONDI-
TIONER CAR**

The RAIL CON
was designed to be pulled behind any loco, train or your track sweeper / cleaner car. The fluid drips onto pads that evenly coat the rail with a film of conditioner that will penetrate into the rail, slowing down corrosion and improving conductivity increasing the life of your rails. It will also decrease cleaning time as it's pulled around the track.

**THE CAR COMES WITH A HOOK & LOOP COUPLER , METAL WHEELS ,
A 1oz. BOTTLE OF XL RAIL CONDITIONER and AN EXTRA SET OF FELT
STRIP&CLIPS. IT COMES IN 6 DIFFERENT COLORS**

MSRP: \$79.99

CAR

**STOP BY OUR BOOTH
PHOENIX UNLIMITED # 4119
WITH ANY QUESTIONS ABOUT ANY OF OUR PRODUCTS
EXCELLE LUBRICANTS is a Division of
PHOENIX UNLIMITED, LTD.
phoenixul@phoenixul.comcastbiz.net**